

Together, Neighbourhood Centres in Queensland supported over

2.6 Million Visitors







in one year alone.

This was achieved through:

155  Neighbourhood Centres Of which 128 receive NC Program funding from Qld Gov, and 27 do not receive this funding	1,803  Staff Members Working a total of 2.14million hours over the year	2,811  Volunteers each week Working a total of 558,950 hours over the year. Worth over \$28.9m
\$273,245  Median Funding Per Centre* Calculation based only on the *128 Centres who receive NC Program funding	957  Funding Applications to maintain operations. Worth over \$18m	1,387  Community Projects Run Over the year, and supported 852 Community Projects run by others

Making an Impact

For every **\$1** invested by the Queensland Government, the sector produced **\$3.98** in Community Value.

Food Relief  1,512tne Equating to \$30.3 million in Community Value	Frozen Meals  140,448 Equating to \$1.4 million in Community Value	Non-Food Emergency Relief  \$4.87m Equating to \$4.87 million in Community Value
Programmed Activity Participants  1,358,850 Equating to \$48.7 million in Community Value	Referrals to Other Services  298,200 In one year alone	Social Enterprises  \$3.31m Worth of income, as well as \$11.9 million income from fee-for-service activities

Reference: Neighbourhood Centres Queensland 2024 Sector Impact Report. Neighbourhood Centres Queensland. To download the full report, visit ncq.org.au.